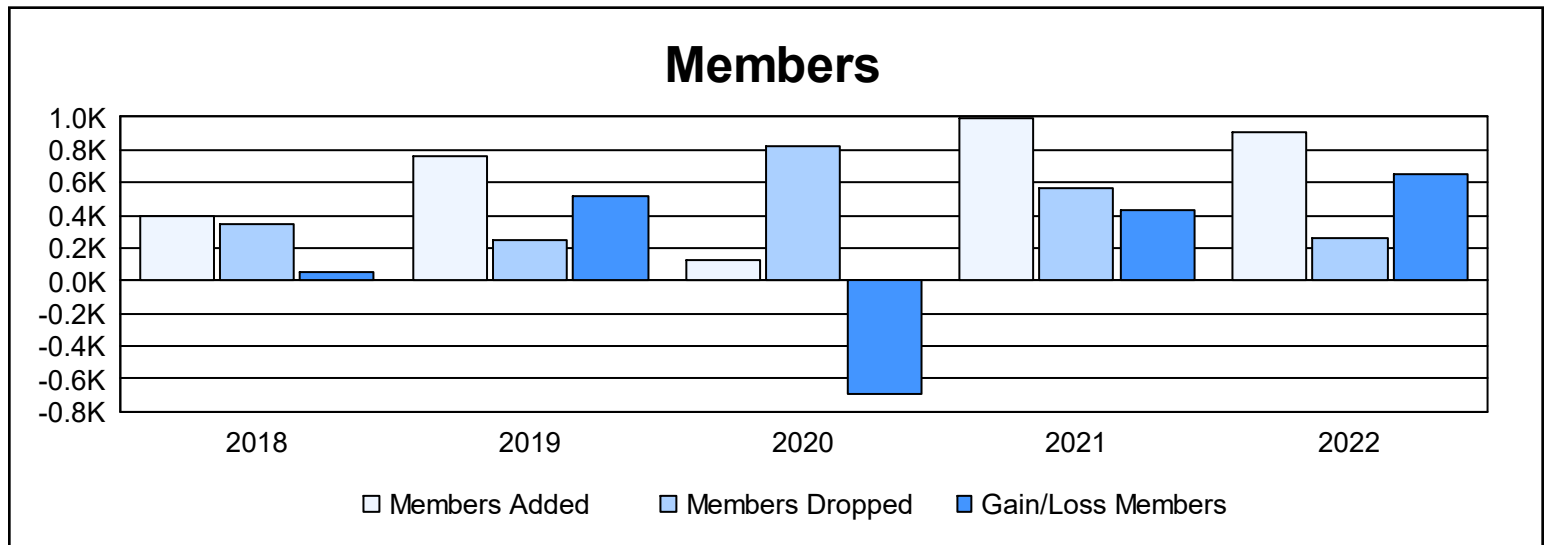
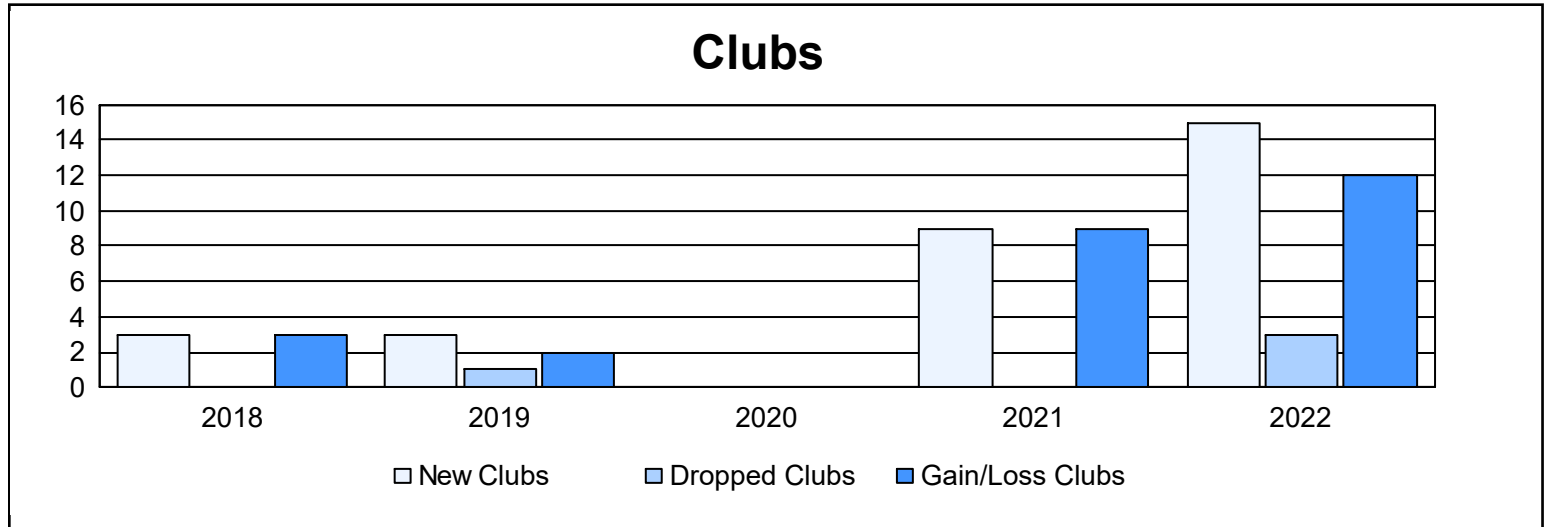
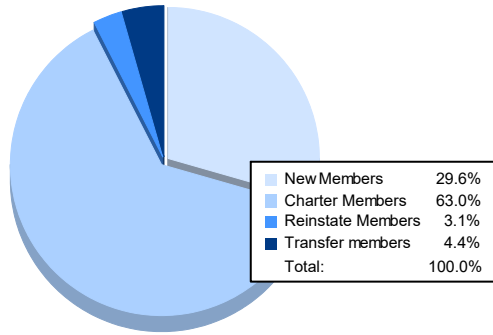


Year	New Clubs	Dropped Clubs	Gain/ Loss Clubs	New Members	Charter Members	Reinstate Members	Transfer Members	Total Member Added	Total Members Dropped	Gain/ Loss Members
2017-2018	3	0	3	244	79	70	6	399	343	56
2018-2019	3	1	2	666	77	5	9	757	245	512
2019-2020	0	0	0	67	20	30	13	130	828	-698
2020-2021	9	0	9	393	227	318	59	997	565	432
2021-2022	15	3	12	269	573	28	40	910	259	651
<b>Average</b>	<b>6</b>	<b>1</b>	<b>5</b>	<b>328</b>	<b>195</b>	<b>90</b>	<b>25</b>	<b>639</b>	<b>448</b>	<b>191</b>



### Membership Composition June 2022 Cumulative



### Gender Composition June 2022 Cumulative

